



Multi Candela Horn/Strobe & Strobe and Horn

FW962GR/FW962GW, FW982GR/ FW982GW,
FW971GR/FW971GW

DESCRIPTION

The FW962GR/W Horn Strobes and FW982GR/W Strobes are a family of multi-candela visual and audible signal appliances with light sources generated from a white LED, listed according to UL 1971, UL 1638, UL 464, ULC-S525, and ULC-S526 for indoor use. The LED light source offers superior performance, including low power consumption and long operating life. Six levels of light output are selectable. Figure 1 shows relative light outputs in horizontal and vertical dispersion from strobes mounted on walls/ceilings.

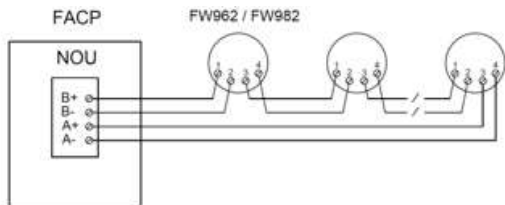
The strobe appliances produce a flash rate of one flash per second over the Regulated Voltage Range. The temporal tone generated by the horn portion is designed as per ANSI and NFPA72 for standard emergency evacuation signaling requirements. The appliance has the feature that can synchronize multiple horns and/or strobes in a complete fire alarm system.

The FW971GR/W Horns are audible signal appliances listed according to UL 464 and ULC-S525 for indoor use. The temporal tone generated by the horn portion is designed as per ANSI and NFPA72 for standard emergency evacuation signaling requirements. The horn has a feature that can synchronize multiple horns in a complete fire alarm system.

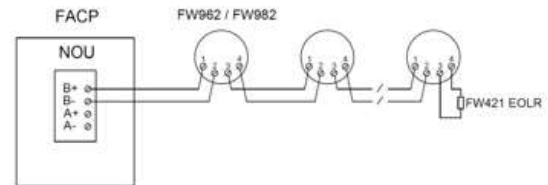
SPECIFICATION

FW962/FW982							
Operating Voltage	16 to 33 VDC/FWR						
RMS Operating Current @16 Vdc (mA)		130 cd	105 cd	85 cd	50 cd	35 cd	20 cd
	FW962GR	164	126	85	55	47	30
	FW982GR FW982GW	156	119	80	49	43	28
RMS Operating Current @16Vfwr (mA)		130 cd	105 cd	85 cd	50 cd	35 cd	20 cd
	FW962GR	187	158	102	66	58	38
	FW982GR FW982GW	154	150	97	61	53	35
Sound Level (dBA)	Voltage	16V dc/fwr		24V dc/fwr		33V dc/fwr	
	UL Reverberant	77		81		85	
	ULC Anechoic	85		88		91	
Effective Light (cd)	130, 105, 85, 50, 35, 20 (See Figure 3 for candela selection)						
Operating Temperature	0° C to 49° C (32° F to 120° F)						
Operating Humidity	0 to 93% RH						
Horn Pattern	Temporal 3						
Strobe Pattern	1 flash per second						
Wire Size	12 to 18 AWG						
Location	Indoor wall/ceiling						
Compatible Model	FW951 Sync Module, FW106 / FW106C FACP						

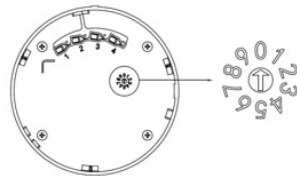
FW971				
Operating Voltage	Regulated 16 to 33 VDC/FWR			
RMS Operating Current (mA)	DC	35		
	FWR	47		
Sound Level (dBA)	Voltage	16V	24V	33V
	Reverberant	80	82	85
	Anechoic	85	89	91
Directional Characteristics	Horizontal Axis	Angle	OSPL (dBA)	
		0° (ref)	0 (ref)	
		± 44°	-3	
		± 54°	-6	
		± 90°	-10.5	
	Vertical Axis	Angle	OSPL (dBA)	
		0° (ref)	0 (ref)	
		± 52°	-3	
		± 55°	-6	
		± 90°	-12	
Operating Temperature	0° C to 49° C (32° F to 120° F)			
Operating Humidity	0 to 93% RH			
Horn Pattern	Temporal 3			
Wire Size	12 to 18 AWG			
Location	Indoor wall/ceiling			
Compatible Model	FW951 Sync Module, FW106 /FW106S FACP			



(a) Class A Circuit




(b) Class B circuit



Switch	1	2	3	4	5	6	7	8	9	10
Candela	20	35	50	85	105	130	not used	not used	not used	not used

ATTENTION

 The product must be used within its published specifications and properly installed, operated, and maintained, following these instructions. Users are solely responsible for determining whether a product is suitable for the user's purposes or achieves the intended results. Read the instructions carefully before using this product. Failure to comply with any of the instructions, cautions, and warnings could result in improper application, installation, and/or operation of these products in an emergency.